

About Samsung Electronics

Samsung Electronics Co., Ltd. is a global leader in semiconductor, telecommunication, digital media, and digital convergence technologies.

Samsung Electronics produces TVs, memory chips, mobile phones, displays, PCs, and home appliances. Employing over 150,000 people in 134 offices across 62 countries, Samsung Electronics businesses include Digital Media, LCD, Semiconductors, Telecommunications, and Digital Appliances.



Copyright © 2012 Samsung Electronics Co. Ltd. All rights reserved. Samsung is a registered mark of Samsung Electronics Co. Ltd. Specification and design are subject to change without notice. Non-metric weights and measurements are approximate. All data were deemed correct at time of creation. Samsung is not liable for errors or omissions. All brand, product, service names, and logos are trademarks and/or registered trademarks of their respective owners, and are hereby recognized and acknowledged.

Contact :
Web: www.samsung.com



CLP-680ND / 680DW Colour Laser Printer

For Every Business



SAMSUNG

True colour at the speed of light

Fast and Economical colour printing

Businesses today need to know that they can produce a high level of printing quickly, and in a cost-effective way. The CLP-680ND / 680DW not only delivers brilliant colour quality, but speeds through high print volumes with ease. A fast Dual CPU, gigabit network support and instant fusing technology ensures enhanced speed and less waiting time.

Yet what sets it apart economically is the range of cost-effective and innovative features, such as high yield toner, low energy consumption and Eco-friendly settings.

It makes this medium workgroup printer as cost conscious as they come.

A fast Dual CPU, impressive memory and instant fusing technology brings you incredible output speeds and increased levels of productivity.

High yield toner cartridges that need less replacement, reduced energy consumption and low cost per page make the CLP-680ND / 680DW a truly economical solution.

Second Cassette Feeder
• 520 sheet capacity

Numeric Keypad



Direct USB Port

With super fine polymerized toner and improved image processing technology, you can produce amazing quality documents for that extra professional look and feel.

SAMSUNG


Powerful performance gives you the speed you need

High printing performance

Whatever the size of your print job, the CLP-680ND / 680DW will shine with an impressive 17 seconds First Print Out Time, and a speedy 24 pages per minute after that. This means you can focus on what's important rather than wait for your prints.

More power, higher productivity

Some days it seems like the printing never ends. With the CLP-680ND / 680DW's 533 MHz Dual CPU, and 256 MB standard memory (expandable up to 512 MB) you can be sure that this printer will handle the entire load of your workgroup's need.



Faster with instant fusing

With instant fusing technology, your device can start printing documents with no delay. The result is a 17 second First Print Out Time, even from sleep mode. And because it doesn't need to warm up completely first, less energy is required for fusing. That saves money and the environment.

Fast data transmission and simple integration

Enhanced Gigabit Ethernet technology lets you enjoy faster transmission of print data over your network. And with built-in emulation for PCL6/5e, PostScript3, and PDF the CLP-680DW adapts to businesses with a wide range of software and network requirements.

Flexible paper handling

If you want to print or copy onto heavier weights of paper, you can. Weights of up to 220g/m² are handled with ease through the 50 page multipurpose tray as well as the 250 page standard cassette. Plus, with the optional 520 sheet second cassette you can increase your total paper input capacity to 820 sheets. That way you can also use up to three different media types without the need to waste time changing paper.



Anti-jam roller

Samsung's unique anti-jam friction roller minimizes the risk of mis-feeds and paper jams. It allows handling of heavier paperweights, including card, up to 220g/m² from the standard cassette tray.

Boost your output with Samsung's latest print processing.

SAMSUNG

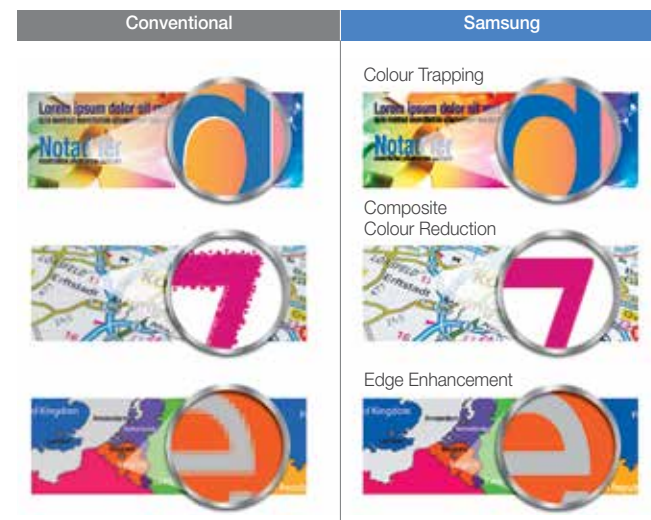
Stand out with true colour results

Now every workgroup can enjoy true colour output

Whatever size your team, and however busy you are, you can rely on the CLP-680ND / 680DW to constantly deliver professional, quality colour output.

Enjoy quality printouts

Samsung's unique ReCP (Rendering Engine for Clean Page) Technology and Up to 9600x600 dpi effective output improve the overall quality and vibrancy of your colour printing, ensuring every printout looks perfect. It automatically sharpens the focus of both graphics and text, while solid objects are overlapped to eliminate white gaps.



ReCP Technology for cleaner edges, sharper images and texts.

Lower cost of ownership saves money, Eco-friendliness helps save the planet

Low cost, low impact on the world

Save toner, paper and energy with ease – it's good for the environment and it's good for your business' profits. Being economical and printing vibrant colour documents goes hand in hand with the CLP-680ND / 680DW.

Extra high yield means extra low costs

Enjoy professional colour print-outs while staying in complete control of your total cost of ownership. Our specially developed higher yield cartridges means more time between changes and less expense with each print out. (Black toner cartridges yield: 6,000 standard pages, Yellow / Magenta / Cyan toner cartridges yield: 3,500 standard pages).

Cut costs with duplex printing

With the integrated duplex feature, saving paper has never been easier. That's because the paper is turned automatically so that you can print on both sides. It could mean an amazing saving of up to 50% on your paper consumption.



Save up to 50% of your paper consumption with the auto double-sided printing.



Samsung Eco-Driver earned the 2012 "Outstanding Achievement" Award from Buyers Lab, Inc.


Save money the Eco way

Every business sees the need to cut costs wherever it can. With the one-touch Eco button and the smart Eco Driver it's easier than ever. Print more on each page with the N-up and duplex functionality, change to toner save mode, skip blank pages or print in grey scale instead of full colour. With the result simulator you can even see how much CO₂, power and paper you've saved.



Low power consumption

Despite its impressive list of features and functions, the CLP-680ND / 680DW consumes less energy than most of other models. Its innovative polymerized toner requires lower fusing temperatures, the instant fusing technology saves warm up time before first print, and our new Dual CPU make it one of the greenest devices around today.



A simpler, quicker way of working for your whole team

Professional colour printing made easy for you

With the CLP-680ND / 680DW you can increase your entire workgroup's workflow with a range of easy-to-use features and ingenious time-saving software that helps you work smarter and faster.

Easy operating panel

With the CLP-680ND / 680DW's two line liquid crystal display and intuitive 5 key compass navigation you can control the device's status, browse the menu and access each unique feature with ease.



Convenient USB printing

Print documents directly from the printer, without the need of a computer, via a front-facing Direct USB slot located just below the operating panel.

Easy toner replacement

Toner changes are made easier with a top loading slide out drawer. And with high yield all-in-one toner cartridges, you save not only time but money.

Wireless connectivity made simple (CLP-680DW only)

Just one touch of the WiFi Protected Setup (WPS) button and your CLP-680DW will connect quickly and securely to your wireless network.

Easy mobile printing

With the Samsung Mobile Print App, you can print your documents, pictures, and presentations directly from your Android, iOS, or Windows Phone 7 mobile devices with ease. (For CLP-680ND, it needs to be connected to wireless AP or router for mobile printing).



A product concept that helps you perform and save cost

Secure, confidential printing

If you need to print sensitive data through your printer, you can relax. You can now ensure personal print jobs remain personal. Just enter a password, and you can retrieve a print job at your convenience, away from any prying eyes. And with the integrated numeric key pad it's easier than ever!



Get the right result before printing

The Samsung Easy Colour Manager allows you to adjust the colour balance, saturation, brightness or contrast of any image prior to printing. Perfect for matching the exact colours of your company logo every time.

Take the stress out of print management

For maximum control, Easy Printer Manager lets you manage all your devices from one location. Check device and toner status', re-order toner, change device settings or set alerts – even through e-mail.

Secure sensitive documents with the easy to use confidential printing feature.

Specifications

Model Code	Samsung CLP-680ND	Samsung CLP-680DW
Print		
Speed (Mono / Colour)	Up to 24 ppm in A4 (25 ppm in Letter)	
First Print Out Time (Mono / Colour)	Less than 17 sec (From Ready Mode)	
Resolution	Up to 9,600 x 600 dpi Effective Output (600x600x 4bit)	
Emulation	PCL5Ce / PCL6C / PS3 / PDF V1.7 / SPL-C (Samsung Printer Language Colour)	
Duplex	Built-In	
Paper Handling		
Input Capacity & Type	250-sheet Standard Cassette Tray (Max 820 Sheets)	
Output Capacity & Type	150-sheet Face Down	
Media Size	A4 / Letter / Legal / Oficio / Folio / JIS B5 / ISO B5 / Executive / A5 / Statement / A6 / Index Card Stock / Postcard / Envelope Monarch / Envelope No-10 / Envelope DL / Envelope C5 / Envelope C6 / Envelope No 9 / Custom [76 x 127mm (3.0" x 5.0") ~ 216 x 356mm (8.5" x 14")]	
Media Type	Plain Paper / Thin Paper / Thick Paper / Cardstock / Thicker Paper / Hole Punched / Transparency / Pre-Printed / LetterHead / Recycled / Archive / Bond / Label / Envelope / Cotton / Coloured / Glossy	
Envelope Capacity	20-sheet	
General		
Processor Speed	Dual CPU (Main : ARM11 533MHz / Sub : ARM9 150MHz)	
Display	16 x 2 Line LCD	
Interface	High-Speed USB 2.0, Ethernet 10/100/1000 Base-TX	High-Speed USB 2.0, Ethernet 10 / 100 / 1000 Base-TX, IEEE 802.11 b / g / n Wireless Network
Noise Level	Less than 52 dBA (Printing) / Less than 32 dBA (Standby)	
Memory / Storage	256 MB (Max 512 MB)	
OS Compatibility	Windows 8 / 7 / Vista / XP / 2008R2 / 2008 / 2003, Mac OS X 10.4 - 10.8, Various Linux / Unix	
Monthly Duty Cycle	60,000 Images	
Dimension (W x D x H)	420 x 452.5 x 311.3 mm (16.5" x 17.8" x 12.3")	
Weight	20.15 kg (44.42 lbs)	
Power Consumption	450 W (Average) / 10 W (Standby) / 1 W (Sleep mode)	450 W (Average) / 10 W (Standby) / 2 W (Sleep mode)
Accessories		
Black Toner Cartridge	Standard Toner Cartridge Yield: 2,000 Standard Pages (Ships with 2,000 Pages Starter Toner Cartridge), High Toner Cartridge Yield: 6,000 Standard Pages *Declared Yield Value in accordance with ISO/IEC 19798	
Yellow / Magenta / Cyan Toner Cartridge	Standard Toner Cartridge Yield: 1,500 Standard Pages (Ships with 1,500 Pages Starter Toner Cartridge), High Toner Cartridge Yield: 3,500 Standard Pages *Declared Yield Value in accordance with ISO/IEC 19798	
Transfer Belt	Approx. 100,000 Pages	
Waste Toner Container	Approx. 14,000 images (Mono) / 3,500 images (Colour)	
Option		
Options	520-sheet Cassette / IEEE 1284B Parallel Connector / 512 MB Memory	

